



BMW X4, 20d xDrive, Typ G02, 190 PS / 140 kW  
 BMW X4, 20d MHy xDrive, Typ G02, 190 PS / 140 kW  
 BMW X4, 20i xDrive, Typ G02, 184 PS / 135 kW  
 BMW X4, 25d xDrive, Typ G02, 211 PS / 155 kW  
 BMW X4, 30d xDrive, Typ G02, 249 PS / 183 kW  
 BMW X4, 30d MHy xDrive, Typ G02, 249 PS / 183 kW  
 BMW X4, M40d xDrive, Typ G02, 326 PS / 240 kW  
 BMW X4, M40i xDrive, Typ G02, 360 PS / 265 kW  
 BMW X4, M40i MHy xDrive, Typ G02, 360 PS / 265 kW

BMW X4, 20d MHy xDrive, Typ G02 Facelift, 163 PS / 120 kW  
 BMW X4, 20d MHy xDrive, Typ G02 Facelift, 190 PS / 140 kW  
 BMW X4, 30d MHy xDrive, Typ G02 Facelift, 249 PS / 183 kW  
 BMW X4, 30i MHy xDrive, Typ G02 Facelift, 245 PS / 180 kW  
 BMW X4, M40i MHy xDrive, Typ G02 Facelift, 360 PS / 265 kW

BMW X4, 20d xDrive, Typ G02, 163 PS / 120 kW  
 BMW X4, 20d MHy xDrive, Typ G02, 163 PS / 120 kW  
 BMW X4, 25d xDrive, Typ G02, 231 PS / 170 kW  
 BMW X4, 30d xDrive, Typ G02, 265 PS / 195 kW  
 BMW X4, 30d MHy xDrive, Typ G02, 286 PS / 210 kW  
 BMW X4, 30i xDrive, Typ G02, 252 PS / 185 kW  
 BMW X4, M40d xDrive, Typ G02, 340 PS / 250 kW  
 BMW X4, M40i xDrive, Typ G02, 354 PS / 260 kW

BMW X4, 20d xDrive, Typ G02 Facelift, 190 PS / 140 kW  
 BMW X4, 20i MHy xDrive, Typ G02 Facelift, 184 PS / 135 kW  
 BMW X4, 30d MHy xDrive, Typ G02 Facelift, 286 PS / 210 kW  
 BMW X4, M40d MHy xDrive, Typ G02 Facelift, 340 PS / 250 kW

**Allgemeinhinweis: Die genauen Auflagen sind dem Teilegutachten zu entnehmen. Achslasten sind zu beachten.**

**In general note: The exact requirements can be found in the part certificate. Axle loads must be observed.**

Application								
BMW X4 Typ G02								5x112
19 Zoll / 19 Inch								
Design	Achse <i>Axle</i>	Größe <i>Size</i>	ET <i>Offset</i>	Reifengröße <i>Tyre size</i>	Distanzscheibenstärke <i>Spacer thickness</i>	Distanzscheiben [siehe unten] <i>Spacer [see below]</i>	Radschrauben <i>Bolts</i>	Auflagen <i>Remarks</i>
Race LS 2	VA	8,5x19	35	235/50 R19	11mm	11 <sup>6</sup>	M14x1,25x40	15, 16, 47, 48
	HA	8,5x19	35	235/50 R19	11mm	11 <sup>6</sup>	M14x1,25x40	15, 16, 47, 48, V8
	VA	8,5x19	35	235/50 R19	11mm	11 <sup>6</sup>	M14x1,25x40	15, 16, 47, 48
	HA	8,5x19	35	265/45 R19	11mm	11 <sup>6</sup>	M14x1,25x40	15, 16, 47, 48, V8
	VA	8,5x19	35	245/45 R19	11mm	11 <sup>6</sup>	M14x1,25x40	15, 16, 47, 48
	HA	8,5x19	35	245/45 R19	11mm	11 <sup>6</sup>	M14x1,25x40	15, 16, 47, 48, V8
	VA	8,5x19	35	245/50 R19	11mm	11 <sup>6</sup>	M14x1,25x40	15, 16, 47, 48
	HA	8,5x19	35	245/50 R19	11mm	11 <sup>6</sup>	M14x1,25x40	15, 16, 47, 48, V8
	VA	8,5x19	35	245/50 R19	11mm	11 <sup>6</sup>	M14x1,25x40	15, 16, 47, 48
	HA	8,5x19	35	275/45 R19	11, 15mm	11 <sup>6</sup> , 15 <sup>6</sup>	M14x1,25x40,-45	K4b, 15, 16, 47, 48, V8
	VA	8,5x19	35	255/45 R19	11mm	11 <sup>6</sup>	M14x1,25x40	15, 16, 47, 48
	HA	8,5x19	35	255/45 R19	11mm	11 <sup>6</sup>	M14x1,25x40	15, 16, 47, 48, V8
	VA	8,5x19	35	265/45 R19	11mm	11 <sup>6</sup>	M14x1,25x40	15, 16, 47, 48
	HA	8,5x19	35	265/45 R19	11mm	11 <sup>6</sup>	M14x1,25x40	15, 16, 47, 48, V8
	VA	9,5x19	46	265/45 R19	20mm	20 <sup>6</sup>	M14x1,25x50	15, 16, 47, 48
	HA	9,5x19	46	265/45 R19	20mm	20 <sup>6</sup>	M14x1,25x50	K4b, 15, 16, 47, 48, V8
Magic CW	VA	8,5x19	35	235/50 R19	11mm	11 <sup>6</sup>	M14x1,25x40	15, 16, 47, 48
	HA	8,5x19	35	235/50 R19	11mm	11 <sup>6</sup>	M14x1,25x40	15, 16, 47, 48, V8
	VA	8,5x19	35	235/50 R19	11mm	11 <sup>6</sup>	M14x1,25x40	15, 16, 47, 48
	HA	8,5x19	35	265/45 R19	11mm	11 <sup>6</sup>	M14x1,25x40	15, 16, 47, 48, V8
	VA	8,5x19	35	245/45 R19	11mm	11 <sup>6</sup>	M14x1,25x40	15, 16, 47, 48
	HA	8,5x19	35	245/45 R19	11mm	11 <sup>6</sup>	M14x1,25x40	15, 16, 47, 48, V8
	VA	8,5x19	35	245/50 R19	11mm	11 <sup>6</sup>	M14x1,25x40	15, 16, 47, 48
	HA	8,5x19	35	245/50 R19	11mm	11 <sup>6</sup>	M14x1,25x40	15, 16, 47, 48, V8
	VA	8,5x19	35	245/50 R19	11mm	11 <sup>6</sup>	M14x1,25x40	15, 16, 47, 48
	HA	8,5x19	35	275/45 R19	11, 15mm	11 <sup>6</sup> , 15 <sup>6</sup>	M14x1,25x40,-45	K4b, 15, 16, 47, 48, V8
	VA	8,5x19	35	255/45 R19	11mm	11 <sup>6</sup>	M14x1,25x40	15, 16, 47, 48
	HA	8,5x19	35	255/45 R19	11mm	11 <sup>6</sup>	M14x1,25x40	15, 16, 47, 48, V8
	VA	8,5x19	35	265/45 R19	11mm	11 <sup>6</sup>	M14x1,25x40	15, 16, 47, 48
	HA	8,5x19	35	265/45 R19	11mm	11 <sup>6</sup>	M14x1,25x40	15, 16, 47, 48, V8

19 Zoll / 19 Inch

Design	Achse <i>Axle</i>	Größe <i>Size</i>	ET <i>Offset</i>	Reifengröße <i>Tyre size</i>	Distanzscheibenstärke <i>Spacer thickness</i>	Distanzscheiben [siehe unten] <i>Spacer [see below]</i>	Radschrauben <i>Bolts</i>	Auflagen <i>Remarks</i>
Fascinate	VA	8,5x19	30	235/50 R19	0, 11, 15mm	0, 11 <sup>6</sup> , 15 <sup>6</sup>	M14x1,25x30,-40,-45 [Tuner Bolts]*	15, 16, 47, 48
	HA	8,5x19	30	235/50 R19	0, 11, (15mm)	0, 11 <sup>6</sup> , (15 <sup>6</sup> )	M14x1,25x30,-40,-45) [Tuner Bolts]*	(K4b), 15, 16, 47, 48, V8
	VA	8,5x19	30	245/45 R19	0, 11, 15mm	0, 11 <sup>6</sup> , 15 <sup>6</sup>	M14x1,25x30,-40,-45 [Tuner Bolts]*	15, 16, 47, 48
	HA	8,5x19	30	245/45 R19	0, 11, (15mm)	0, 11 <sup>6</sup> , (15 <sup>6</sup> )	M14x1,25x30,-40,-45) [Tuner Bolts]*	(K4b), 15, 16, 47, 48, V8
	VA	8,5x19	30	245/50 R19	11, 15mm	11 <sup>6</sup> , 15 <sup>6</sup>	M14x1,25x40,-45 [Tuner Bolts]*	15, 16, 47, 48
	HA	8,5x19	30	245/50 R19	11, 15mm	11 <sup>6</sup> , 15 <sup>6</sup>	M14x1,25x-40,-45 [Tuner Bolts]*	K4b, 15, 16, 47, 48, V8
	VA	8,5x19	30	255/45 R19	0, 11, 15mm	0, 11 <sup>6</sup> , 15 <sup>6</sup>	M14x1,25x30,-40,-45 [Tuner Bolts]*	15, 16, 47, 48
	HA	8,5x19	30	255/45 R19	0, (11, 15mm)	0, (11 <sup>6</sup> , 15 <sup>6</sup> )	M14x1,25x30,-40,-45) [Tuner Bolts]*	(K4b), 15, 16, 47, 48, V8
	VA	9,5x19	42	255/45 R19	15mm	15 <sup>6</sup>	M14x1,25x45 [Tuner Bolts]*	15, 16, 47, 48
	HA	9,5x19	42	255/45 R19	15mm	15 <sup>6</sup>	M14x1,25x45 [Tuner Bolts]*	15, 16, 47, 48, V8
	VA	8,5x19	30	265/45 R19	11, 15mm	11 <sup>6</sup> , 15 <sup>6</sup>	M14x1,25x40,-45 [Tuner Bolts]*	15, 16, 47, 48
	HA	8,5x19	30	265/45 R19	11, 15mm	11 <sup>6</sup> , 15 <sup>6</sup>	M14x1,25x40,-45 [Tuner Bolts]*	K4a, 15, 16, 47, 48, V8
	VA	8,5x19	30	265/45 R19	11, 15mm	11 <sup>6</sup> , 15 <sup>6</sup>	M14x1,25x40,-45 [Tuner Bolts]*	15, 16, 47, 48
	HA	9,5x19	42	265/45 R19	0, 11, (15mm)	0, 11 <sup>6</sup> , (15 <sup>6</sup> )	M14x1,25x30,-40,-45) [Tuner Bolts]*	(K4b), 15, 16, 47, 48, V8
	VA	8,5x19	30	235/50 R19	0, 11, 15mm	0, 11 <sup>6</sup> , 15 <sup>6</sup>	M14x1,25x30,-40,-45 [Tuner Bolts]*	15, 16, 47, 48
	HA	8,5x19	30	265/45 R19	0, (11, 15mm)	0, (11 <sup>6</sup> , 15 <sup>6</sup> )	M14x1,25x30,-40,-45) [Tuner Bolts]*	(K4b), 15, 16, 47, 48, V8
	VA	8,5x19	30	235/50 R19	0, 11, 15mm	0, 11 <sup>6</sup> , 15 <sup>6</sup>	M14x1,25x30,-40,-45 [Tuner Bolts]*	15, 16, 47, 48
	HA	9,5x19	42	265/45 R19	0, 11, (15mm)	0, 11 <sup>6</sup> , (15 <sup>6</sup> )	M14x1,25x30,-40,-45) [Tuner Bolts]*	(K4b), 15, 16, 47, 48, V8
	VA	8,5x19	30	245/50 R19	11, 15mm	11 <sup>6</sup> , 15 <sup>6</sup>	M14x1,25x40,-45 [Tuner Bolts]*	15, 16, 47, 48
	HA	8,5x19	30	275/45 R19	0, (11, 15mm)	0, (11 <sup>6</sup> , 15 <sup>6</sup> )	M14x1,25x30,-40,-45) [Tuner Bolts]*	(K4b), 15, 16, 47, 48, V8
	VA	8,5x19	30	245/50 R19	11, 15mm	11 <sup>6</sup> , 15 <sup>6</sup>	M14x1,25x40,-45 [Tuner Bolts]*	15, 16, 47, 48
	HA	9,5x19	42	275/45 R19	0, (11, 15mm)	0, (11 <sup>6</sup> , 15 <sup>6</sup> )	M14x1,25x30,-40,-45) [Tuner Bolts]*	(K4b), 15, 16, 47, 48, V8
	VA	8,5x19	30	255/45 R19	0, 11, 15mm	0, 11 <sup>6</sup> , 15 <sup>6</sup>	M14x1,25x30,-40,-45 [Tuner Bolts]*	15, 16, 47, 48
	HA	9,5x19	42	285/40 R19	0, (11, 15mm)	0, (11 <sup>6</sup> , 15 <sup>6</sup> )	M14x1,25x30,-40,-45) [Tuner Bolts]*	(K4b), 15, 16, 47, 48, V8

## 20 Zoll / 20 Inch

Design	Achse <i>Axle</i>	Größe <i>Size</i>	ET <i>Offset</i>	Reifengröße <i>Tyre size</i>	Distanzscheibenstärke <i>Spacer thickness</i>	Distanzscheiben [siehe unten] <i>Spacer [see below]</i>	Radschrauben <i>Bolts</i>	Auflagen <i>Remarks</i>
Fascinate	VA	8,5x20	35	235/45 R20	0, 11, 15mm	0, 11 <sup>e</sup> , 15 <sup>e</sup>	M14x1,25x30,-40,-45 [Tuner Bolts]*	15, 16, 47, 48
	HA	8,5x20	35	235/45 R20	0, 11, 15mm	0, 11 <sup>e</sup> , 15 <sup>e</sup>	M14x1,25x30,-40,-45 [Tuner Bolts]*	Li100, 15, 16, 47, 48, V8
	VA	8,5x20	35	245/45 R20	0, 11, 15mm	0, 11 <sup>e</sup> , 15 <sup>e</sup>	M14x1,25x30,-40,-45 [Tuner Bolts]*	15, 16, 47, 48
	HA	8,5x20	35	245/45 R20	0, 11, 15mm	0, 11 <sup>e</sup> , 15 <sup>e</sup>	M14x1,25x30,-40,-45 [Tuner Bolts]*	15, 16, 47, 48, V8
	VA	8,5x20	35	245/40 R20	0, 11, 15mm	0, 11 <sup>e</sup> , 15 <sup>e</sup>	M14x1,25x30,-40,-45 [Tuner Bolts]*	15, 16, 47, 48
	HA	8,5x20	35	245/40 R20	0, 11, 15mm	0, 11 <sup>e</sup> , 15 <sup>e</sup>	M14x1,25x30,-40,-45 [Tuner Bolts]*	Li99, 15, 16, 47, 48, V8
	VA	8,5x20	35	255/40 R20	0, 11, 15mm	0, 11 <sup>e</sup> , 15 <sup>e</sup>	M14x1,25x30,-40,-45 [Tuner Bolts]*	15, 16, 47, 48
	HA	8,5x20	35	255/40 R20	0, 11, 15mm	0, 11 <sup>e</sup> , 15 <sup>e</sup>	M14x1,25x30,-40,-45 [Tuner Bolts]*	15, 16, 47, 48, V8
	VA	8,5x20	35	245/45 R20	0, 11, 15mm	0, 11 <sup>e</sup> , 15 <sup>e</sup>	M14x1,25x30,-40,-45 [Tuner Bolts]*	15, 16, 47, 48
	HA	10,0x20	35	275/40 R20	none		M14x1,25x30 [Tuner Bolts]*	15, 16, 47, 48, V8
	VA	8,5x20	35	245/40 R20	0, 11, 15mm	0, 11 <sup>e</sup> , 15 <sup>e</sup>	M14x1,25x30,-40,-45 [Tuner Bolts]*	15, 16, 47, 48
	HA	10,0x20	35	275/35 R20	none		M14x1,25x30 [Tuner Bolts]*	15, 16, 47, 48, V8
	VA	8,5x20	35	245/40 R20	0, 11, 15mm	0, 11 <sup>e</sup> , 15 <sup>e</sup>	M14x1,25x30,-40,-45 [Tuner Bolts]*	15, 16, 47, 48
	HA	10,0x20	35	285/35 R20	none		M14x1,25x30 [Tuner Bolts]*	K4b, 15, 16, 47, 48, V8
	VA	8,5x20	35	255/40 R20	0, 11, 15mm	0, 11 <sup>e</sup> , 15 <sup>e</sup>	M14x1,25x30,-40,-45 [Tuner Bolts]*	15, 16, 47, 48
	HA	10,0x20	35	285/35 R20	none		M14x1,25x30 [Tuner Bolts]*	K4b, 15, 16, 47, 48, V8
	VA	8,5x20	35	255/40 R20	0, 11, 15mm	0, 11 <sup>e</sup> , 15 <sup>e</sup>	M14x1,25x30,-40,-45 [Tuner Bolts]*	15, 16, 47, 48
	HA	10,0x20	35	295/35 R20	11mm	11 <sup>e</sup>	M14x1,25x40 [Tuner Bolts]*	K4b, 15, 16, 47, 48, V8
	VA	8,5x20	30	235/45 R20	0, 11mm	0, 11 <sup>e</sup>	M14x1,25x30,-40 [Tuner Bolts]*	15, 16, 47, 48
	HA	8,5x20	30	235/45 R20	0, 11mm	0, 11 <sup>e</sup>	M14x1,25x30,-40 [Tuner Bolts]*	Li100, 15, 16, 47, 48, V8
	VA	8,5x20	30	245/45 R20	0, 11mm	0, 11 <sup>e</sup>	M14x1,25x30,-40 [Tuner Bolts]*	15, 16, 47, 48
	HA	8,5x20	30	245/45 R20	0, 11mm	0, 11 <sup>e</sup>	M14x1,25x30,-40 [Tuner Bolts]*	15, 16, 47, 48, V8
	VA	8,5x20	30	245/40 R20	0, 11mm	0, 11 <sup>e</sup>	M14x1,25x30,-40 [Tuner Bolts]*	15, 16, 47, 48
	HA	8,5x20	30	245/40 R20	0, 11mm	0, 11 <sup>e</sup>	M14x1,25x30,-40 [Tuner Bolts]*	Li99, 15, 16, 47, 48, V8
	VA	8,5x20	30	255/40 R20	0, 11mm	0, 11 <sup>e</sup>	M14x1,25x30,-40 [Tuner Bolts]*	15, 16, 47, 48
	HA	8,5x20	30	255/40 R20	0, 11mm	0, 11 <sup>e</sup>	M14x1,25x30,-40 [Tuner Bolts]*	Li101, 15, 16, 47, 48, V8
	VA	8,5x20	30	245/45 R20	0, 11mm	0, 11 <sup>e</sup>	M14x1,25x30,-40 [Tuner Bolts]*	15, 16, 47, 48
	HA	10,0x20	35	275/40 R20	none		M14x1,25x30 [Tuner Bolts]*	15, 16, 47, 48, V8
	VA	8,5x20	30	245/40 R20	0, 11mm	0, 11 <sup>e</sup>	M14x1,25x30,-40 [Tuner Bolts]*	15, 16, 47, 48
	HA	10,0x20	35	275/35 R20	none		M14x1,25x30 [Tuner Bolts]*	15, 16, 47, 48, V8
	VA	8,5x20	30	245/40 R20	0, 11mm	0, 11 <sup>e</sup>	M14x1,25x30,-40 [Tuner Bolts]*	15, 16, 47, 48
	HA	10,0x20	35	285/35 R20	none		M14x1,25x30 [Tuner Bolts]*	K4b, 15, 16, 47, 48, V8
VA	8,5x20	30	255/40 R20	0, 11mm	0, 11 <sup>e</sup>	M14x1,25x30,-40 [Tuner Bolts]*	15, 16, 47, 48	
HA	10,0x20	35	285/35 R20	none		M14x1,25x30 [Tuner Bolts]*	K4b, 15, 16, 47, 48, V8	
VA	8,5x20	30	255/40 R20	0, 11mm	0, 11 <sup>e</sup>	M14x1,25x30,-40 [Tuner Bolts]*	15, 16, 47, 48	
HA	10,0x20	35	295/35 R20	11mm	11 <sup>e</sup>	M14x1,25x40 [Tuner Bolts]*	K4b, 15, 16, 47, 48, V8	

**20 Zoll / 20 Inch**

Design	Achse <i>Axle</i>	Größe <i>Size</i>	ET <i>Offset</i>	Reifengröße <i>Tyre size</i>	Distanzscheibenstärke <i>Spacer thickness</i>	Distanzscheiben [siehe unten] <i>Spacer [see below]</i>	Radschrauben <i>Bolts</i>	Auflagen <i>Remarks</i>
Race GTX	VA	8,5x20	30	235/45 R20	0, 11mm	0, 11 <sup>e</sup>	M14x1,25x30,-40	15, 16, 47, 48
	HA	8,5x20	30	235/45 R20	0, 11mm	0, 11 <sup>e</sup>	M14x1,25x30,-40	Li100, 15, 16, 47, 48, V8
	VA	8,5x20	30	245/45 R20	0, 11mm	0, 11 <sup>e</sup>	M14x1,25x30,-40	15, 16, 47, 48
	HA	8,5x20	30	245/45 R20	0, 11mm	0, 11 <sup>e</sup>	M14x1,25x30,-40	15, 16, 47, 48, V8
	VA	8,5x20	30	245/40 R20	0, 11mm	0, 11 <sup>e</sup>	M14x1,25x30,-40	15, 16, 47, 48
	HA	8,5x20	30	245/40 R20	0, 11mm	0, 11 <sup>e</sup>	M14x1,25x30,-40	Li99, 15, 16, 47, 48, V8
	VA	8,5x20	30	255/40 R20	0, 11mm	0, 11 <sup>e</sup>	M14x1,25x30,-40	15, 16, 47, 48
	HA	8,5x20	30	255/40 R20	0, 11mm	0, 11 <sup>e</sup>	M14x1,25x30,-40	Li101, 15, 16, 47, 48, V8
	VA	8,5x20	30	245/45 R20	0, 11mm	0, 11 <sup>e</sup>	M14x1,25x30,-40	15, 16, 47, 48
	HA	10,0x20	35	275/40 R20	none		M14x1,25x30	15, 16, 47, 48, V8
	VA	8,5x20	30	245/40 R20	0, 11mm	0, 11 <sup>e</sup>	M14x1,25x30,-40	15, 16, 47, 48
	HA	10,0x20	35	275/35 R20	none		M14x1,25x30	15, 16, 47, 48, V8
	VA	8,5x20	30	245/40 R20	0, 11mm	0, 11 <sup>e</sup>	M14x1,25x30,-40	15, 16, 47, 48
	HA	10,0x20	35	285/35 R20	none		M14x1,25x30	K4b, 15, 16, 47, 48, V8
	VA	8,5x20	30	255/40 R20	0, 11mm	0, 11 <sup>e</sup>	M14x1,25x30,-40	15, 16, 47, 48
	HA	10,0x20	35	285/35 R20	none		M14x1,25x30	K4b, 15, 16, 47, 48, V8
	VA	8,5x20	30	255/40 R20	0, 11mm	0, 11 <sup>e</sup>	M14x1,25x30,-40	15, 16, 47, 48
	HA	10,0x20	35	295/35 R20	11mm	11 <sup>e</sup>	M14x1,25x40	K4b, 15, 16, 47, 48, V8

**20 Zoll / 20 Inch**

Design	Achse <i>Axle</i>	Größe <i>Size</i>	ET <i>Offset</i>	Reifengröße <i>Tyre size</i>	Distanzscheibenstärke <i>Spacer thickness</i>	Distanzscheiben [siehe unten] <i>Spacer [see below]</i>	Radschrauben <i>Bolts</i>	Auflagen <i>Remarks</i>
Race LS 2	VA	8,5x20	30	235/45 R20	0, 11mm	0, 11 <sup>e</sup>	M14x1,25x30,-40	15, 16, 47, 48, BD8
	HA	8,5x20	30	235/45 R20	0, 11mm	0, 11 <sup>e</sup>	M14x1,25x30,-40	Li100, 15, 16, 47, 48, V8
	VA	8,5x20	30	245/45 R20	0, 11mm	0, 11 <sup>e</sup>	M14x1,25x30,-40	15, 16, 47, 48, BD8
	HA	8,5x20	30	245/45 R20	0, 11mm	0, 11 <sup>e</sup>	M14x1,25x30,-40	15, 16, 47, 48, V8
	VA	8,5x20	30	245/40 R20	0, 11mm	0, 11 <sup>e</sup>	M14x1,25x30,-40	15, 16, 47, 48, BD8
	HA	8,5x20	30	245/40 R20	0, 11mm	0, 11 <sup>e</sup>	M14x1,25x30,-40	Li99, 15, 16, 47, 48, V8
	VA	8,5x20	30	255/40 R20	0, 11mm	0, 11 <sup>e</sup>	M14x1,25x30,-40	15, 16, 47, 48, BD8
	HA	8,5x20	30	255/40 R20	0, 11mm	0, 11 <sup>e</sup>	M14x1,25x30,-40	15, 16, 47, 48, V8
	VA	8,5x20	30	245/45 R20	0, 11mm	0, 11 <sup>e</sup>	M14x1,25x30,-40	15, 16, 47, 48, BD8
	HA	9,5x20	46	275/40 R20	11mm	11 <sup>e</sup>	M14x1,25x40	Li101, 15, 16, 47, 48, V8 <sup>2</sup>
	VA	8,5x20	30	245/40 R20	0, 11mm	0, 11 <sup>e</sup>	M14x1,25x30,-40	15, 16, 47, 48, BD8
	HA	9,5x20	46	275/35 R20	11mm	11 <sup>e</sup>	M14x1,25x40	Li102, 15, 16, 47, 48, V8 <sup>2</sup>
	VA	8,5x20	30	245/40 R20	0, 11mm	0, 11 <sup>e</sup>	M14x1,25x30,-40	15, 16, 47, 48, BD8
	HA	9,5x20	46	285/35 R20	11mm	11 <sup>e</sup>	M14x1,25x40	15, 16, 47, 48, V8 <sup>2</sup>
	VA	8,5x20	30	255/40 R20	0, 11mm	0, 11 <sup>e</sup>	M14x1,25x30,-40	15, 16, 47, 48, BD8
	HA	9,5x20	46	285/35 R20	11mm	11 <sup>e</sup>	M14x1,25x40	15, 16, 47, 48, V8 <sup>2</sup>
	VA	8,5x20	30	245/45 R20	0, 11mm	0, 11 <sup>e</sup>	M14x1,25x30,-40	15, 16, 47, 48, BD8
	HA	10,0x20	38	275/40 R20	none		M14x1,25x30	15, 16, 47, 48
	VA	8,5x20	30	245/40 R20	0, 11mm	0, 11 <sup>e</sup>	M14x1,25x30,-40	15, 16, 47, 48, BD8
	HA	10,0x20	38	275/35 R20	none		M14x1,25x30	15, 16, 47, 48
	VA	8,5x20	30	245/40 R20	0, 11mm	0, 11 <sup>e</sup>	M14x1,25x30,-40	15, 16, 47, 48, BD8
	HA	10,0x20	38	285/35 R20	none		M14x1,25x30	15, 16, 47, 48
	VA	8,5x20	30	255/40 R20	0, 11mm	0, 11 <sup>e</sup>	M14x1,25x30,-40	15, 16, 47, 48, BD8
	HA	10,0x20	38	285/35 R20	none		M14x1,25x30	15, 16, 47, 48
	VA	8,5x20	35	235/45 R20	11, 15mm	11 <sup>e</sup> , 15 <sup>e</sup>	M14x1,25x40,-45	15, 16, 47, 48
	HA	8,5x20	35	235/45 R20	11, 15mm	11 <sup>e</sup> , 15 <sup>e</sup>	M14x1,25x40,-45	Li100, 15, 16, 47, 48, V8
	VA	8,5x20	35	245/45 R20	11, 15mm	11 <sup>e</sup> , 15 <sup>e</sup>	M14x1,25x40,-45	15, 16, 47, 48
	HA	8,5x20	35	245/45 R20	11, 15mm	11 <sup>e</sup> , 15 <sup>e</sup>	M14x1,25x40,-45	15, 16, 47, 48, V8
	VA	8,5x20	35	245/40 R20	11, 15mm	11 <sup>e</sup> , 15 <sup>e</sup>	M14x1,25x40,-45	15, 16, 47, 48
	HA	8,5x20	35	245/40 R20	11, 15mm	11 <sup>e</sup> , 15 <sup>e</sup>	M14x1,25x40,-45	Li99, 15, 16, 47, 48, V8
	VA	8,5x20	35	255/40 R20	11, 15mm	11 <sup>e</sup> , 15 <sup>e</sup>	M14x1,25x40,-45	15, 16, 47, 48
	HA	8,5x20	35	255/40 R20	11, 15mm	11 <sup>e</sup> , 15 <sup>e</sup>	M14x1,25x40,-45	15, 16, 47, 48, V8
VA	8,5x20	35	245/45 R20	11, 15mm	11 <sup>e</sup> , 15 <sup>e</sup>	M14x1,25x40,-45	15, 16, 47, 48	
HA	9,5x20	46	275/40 R20	11mm	11 <sup>e</sup>	M14x1,25x40	15, 16, 47, 48, V8 <sup>2</sup>	

## 20 Zoll / 20 Inch

Design	Achse <i>Axle</i>	Größe <i>Size</i>	ET <i>Offset</i>	Reifengröße <i>Tyre size</i>	Distanzscheibenstärke <i>Spacer thickness</i>	Distanzscheiben [siehe unten] <i>Spacer [see below]</i>	Radschrauben <i>Bolts</i>	Auflagen <i>Remarks</i>
Race LS 2	VA	8,5x20	35	245/40 R20	11, 15mm	11 <sup>6</sup> , 15 <sup>6</sup>	M14x1,25x40,-45	15, 16, 47, 48
	HA	9,5x20	46	275/35 R20	11mm	11 <sup>6</sup>	M14x1,25x40	Li102, 15, 16, 47, 48, V8 <sup>2</sup>
	VA	8,5x20	35	245/40 R20	11, 15mm	11 <sup>6</sup> , 15 <sup>6</sup>	M14x1,25x40,-45	15, 16, 47, 48
	HA	9,5x20	46	285/35 R20	11mm	11 <sup>6</sup>	M14x1,25x40	15, 16, 47, 48, V8 <sup>2</sup>
	VA	8,5x20	35	255/40 R20	11, 15mm	11 <sup>6</sup> , 15 <sup>6</sup>	M14x1,25x40,-45	15, 16, 47, 48
	HA	9,5x20	46	285/35 R20	11mm	11 <sup>6</sup>	M14x1,25x40	15, 16, 47, 48, V8 <sup>2</sup>
	VA	8,5x20	35	245/45 R20	11, 15mm	11 <sup>6</sup> , 15 <sup>6</sup>	M14x1,25x40,-45	15, 16, 47, 48
	HA	10,0x20	38	275/40 R20	none		M14x1,25x30	15, 16, 47, 48
	VA	8,5x20	35	245/40 R20	11, 15mm	11 <sup>6</sup> , 15 <sup>6</sup>	M14x1,25x40,-45	15, 16, 47, 48
	HA	10,0x20	38	275/35 R20	none		M14x1,25x30	15, 16, 47, 48
	VA	8,5x20	35	245/40 R20	11, 15mm	11 <sup>6</sup> , 15 <sup>6</sup>	M14x1,25x40,-45	15, 16, 47, 48
	HA	10,0x20	38	285/35 R20	none		M14x1,25x30	15, 16, 47, 48
	VA	8,5x20	35	255/40 R20	11, 15mm	11 <sup>6</sup> , 15 <sup>6</sup>	M14x1,25x40,-45	15, 16, 47, 48
	HA	10,0x20	38	285/35 R20	none		M14x1,25x30	15, 16, 47, 48
Topas	VA	8,5x20	30	235/45 R20	0, 11mm	0, 11 <sup>6</sup>	M14x1,25x30,-40 [Tuner Bolts]*	15, 16, 47, 48, BD8
	HA	8,5x20	30	235/45 R20	0, 11mm	0, 11 <sup>6</sup>	M14x1,25x30,-40 [Tuner Bolts]*	Li100, 15, 16, 47, 48, V8
	VA	8,5x20	30	245/45 R20	0, 11mm	0, 11 <sup>6</sup>	M14x1,25x30,-40 [Tuner Bolts]*	15, 16, 47, 48, BD8
	HA	8,5x20	30	245/45 R20	0, 11mm	0, 11 <sup>6</sup>	M14x1,25x30,-40 [Tuner Bolts]*	15, 16, 47, 48, V8
	VA	8,5x20	30	245/40 R20	0, 11mm	0, 11 <sup>6</sup>	M14x1,25x30,-40 [Tuner Bolts]*	15, 16, 47, 48, BD8
	HA	8,5x20	30	245/40 R20	0, 11mm	0, 11 <sup>6</sup>	M14x1,25x30,-40 [Tuner Bolts]*	Li99, 15, 16, 47, 48, V8
	VA	8,5x20	30	255/40 R20	0, 11mm	0, 11 <sup>6</sup>	M14x1,25x30,-40 [Tuner Bolts]*	15, 16, 47, 48, BD8
	HA	8,5x20	30	255/40 R20	0, 11mm	0, 11 <sup>6</sup>	M14x1,25x30,-40 [Tuner Bolts]*	Li101, 15, 16, 47, 48, V8
	VA	8,5x20	30	245/45 R20	0, 11mm	0, 11 <sup>6</sup>	M14x1,25x30,-40 [Tuner Bolts]*	15, 16, 47, 48, BD8
	HA	10,0x20	38	275/40 R20	none		M14x1,25x30 [Tuner Bolts]*	15, 16, 47, 48, V8
	VA	8,5x20	30	245/40 R20	0, 11mm	0, 11 <sup>6</sup>	M14x1,25x30,-40 [Tuner Bolts]*	15, 16, 47, 48, BD8
	HA	10,0x20	38	275/35 R20	none		M14x1,25x30 [Tuner Bolts]*	15, 16, 47, 48, V8
	VA	8,5x20	30	245/40 R20	0, 11mm	0, 11 <sup>6</sup>	M14x1,25x30,-40 [Tuner Bolts]*	15, 16, 47, 48, BD8
	HA	10,0x20	38	285/35 R20	none		M14x1,25x30 [Tuner Bolts]*	15, 16, 47, 48, V8
VA	8,5x20	30	255/40 R20	0, 11mm	0, 11 <sup>6</sup>	M14x1,25x30,-40 [Tuner Bolts]*	15, 16, 47, 48, BD8	
HA	10,0x20	38	285/35 R20	none		M14x1,25x30 [Tuner Bolts]*	15, 16, 47, 48, V8	

**20 Zoll / 20 Inch**

Design	Achse <i>Axle</i>	Größe <i>Size</i>	ET <i>Offset</i>	Reifengröße <i>Tyre size</i>	Distanzscheibenstärke <i>Spacer thickness</i>	Distanzscheiben [siehe unten] <i>Spacer [see below]</i>	Radschrauben <i>Bolts</i>	Auflagen <i>Remarks</i>
Race GTS	VA	8,5x20	35	245/45 R20	11, 15mm	11 <sup>6</sup> , 15 <sup>6</sup>	M14x1,25x40,-45	15, 16, 47, 48, xa1300
	HA	10,0x20	38	275/40 R20	none		M14x1,25x30	15, 16, 47, 48, V8
	VA	8,5x20	35	245/40 R20	11, 15mm	11 <sup>6</sup> , 15 <sup>6</sup>	M14x1,25x40,-45	15, 16, 47, 48, xa1300
	HA	10,0x20	38	275/35 R20	none		M14x1,25x30	15, 16, 47, 48, V8
	VA	8,5x20	35	245/40 R20	11, 15mm	11 <sup>6</sup> , 15 <sup>6</sup>	M14x1,25x40,-45	15, 16, 47, 48, xa1300
	HA	10,0x20	38	285/35 R20	none		M14x1,25x30	15, 16, 47, 48, V8
	VA	8,5x20	35	255/40 R20	11, 15mm	11 <sup>6</sup> , 15 <sup>6</sup>	M14x1,25x40,-45	15, 16, 47, 48, xa1300
	HA	10,0x20	38	285/35 R20	none		M14x1,25x30	15, 16, 47, 48, V8
	VA	8,5x20	24	235/45 R20	none		M14x1,25x30	15, 16, 47, 48
	HA	8,5x20	24	235/45 R20	none		M14x1,25x30	Li100, 15, 16, 47, 48, V8
	VA	8,5x20	24	245/45 R20	none		M14x1,25x30	15, 16, 47, 48
	HA	8,5x20	24	245/45 R20	none		M14x1,25x30	15, 16, 47, 48, V8
	VA	8,5x20	24	245/40 R20	none		M14x1,25x30	15, 16, 47, 48
	HA	8,5x20	24	245/40 R20	none		M14x1,25x30	Li99, 15, 16, 47, 48, V8
	VA	8,5x20	24	255/40 R20	none		M14x1,25x30	15, 16, 47, 48
	HA	8,5x20	24	255/40 R20	none		M14x1,25x30	Li101, 15, 16, 47, 48, V8
	VA	8,5x20	24	245/45 R20	none		M14x1,25x30	15, 16, 47, 48
	HA	10,0x20	38	275/40 R20	none		M14x1,25x30	15, 16, 47, 48, V8
	VA	8,5x20	24	245/40 R20	none		M14x1,25x30	15, 16, 47, 48
	HA	10,0x20	38	275/35 R20	none		M14x1,25x30	15, 16, 47, 48, V8
	VA	8,5x20	24	245/40 R20	none		M14x1,25x30	15, 16, 47, 48
	HA	10,0x20	38	285/35 R20	none		M14x1,25x30	15, 16, 47, 48, V8
	VA	8,5x20	24	255/40 R20	none		M14x1,25x30	15, 16, 47, 48
	HA	10,0x20	38	285/35 R20	none		M14x1,25x30	15, 16, 47, 48, V8



**20 Zoll / 20 Inch**

Design	Achse <i>Axle</i>	Größe <i>Size</i>	ET <i>Offset</i>	Reifengröße <i>Tyre size</i>	Distanzscheibenstärke <i>Spacer thickness</i>	Distanzscheiben [siehe unten] <i>Spacer [see below]</i>	Radschrauben <i>Bolts</i>	Auflagen <i>Remarks</i>
Hibonit	VA	8,5x20	35	245/45 R20	0, 11, 15mm	0, 11 <sup>e</sup> , 15 <sup>e</sup>	M14x1,25x30,-40,-45	15, 16, 47, 48, xa1300
	HA	10,0x20	38	275/40 R20	none		M14x1,25x30	15, 16, 47, 48, V8
	VA	8,5x20	35	245/40 R20	0, 11, 15mm	0, 11 <sup>e</sup> , 15 <sup>e</sup>	M14x1,25x30,-40,-45	15, 16, 47, 48, xa1300
	HA	10,0x20	38	275/35 R20	none		M14x1,25x30	15, 16, 47, 48, V8
	VA	8,5x20	35	245/40 R20	0, 11, 15mm	0, 11 <sup>e</sup> , 15 <sup>e</sup>	M14x1,25x30,-40,-45	15, 16, 47, 48, xa1300
	HA	10,0x20	38	285/35 R20	none		M14x1,25x30	15, 16, 47, 48, V8
	VA	8,5x20	35	255/40 R20	0, 11, 15mm	0, 11 <sup>e</sup> , 15 <sup>e</sup>	M14x1,25x30,-40,-45	15, 16, 47, 48, xa1300
	HA	10,0x20	38	285/35 R20	none		M14x1,25x30	15, 16, 47, 48, V8
	VA	8,5x20	24	235/45 R20	none		M14x1,25x30	15, 16, 47, 48
	HA	8,5x20	24	235/45 R20	none		M14x1,25x30	Li100, 15, 16, 47, 48, V8
	VA	8,5x20	24	245/45 R20	none		M14x1,25x30	15, 16, 47, 48
	HA	8,5x20	24	245/45 R20	none		M14x1,25x30	15, 16, 47, 48, V8
	VA	8,5x20	24	245/40 R20	none		M14x1,25x30	15, 16, 47, 48
	HA	8,5x20	24	245/40 R20	none		M14x1,25x30	Li99, 15, 16, 47, 48, V8
	VA	8,5x20	24	255/40 R20	none		M14x1,25x30	15, 16, 47, 48
	HA	8,5x20	24	255/40 R20	none		M14x1,25x30	15, 16, 47, 48, V8
	VA	8,5x20	24	245/45 R20	none		M14x1,25x30	15, 16, 47, 48
	HA	10,0x20	38	275/40 R20	none		M14x1,25x30	15, 16, 47, 48, V8
	VA	8,5x20	24	245/40 R20	none		M14x1,25x30	15, 16, 47, 48
	HA	10,0x20	38	275/35 R20	none		M14x1,25x30	15, 16, 47, 48, V8
	VA	8,5x20	24	245/40 R20	none		M14x1,25x30	15, 16, 47, 48
	HA	10,0x20	38	285/35 R20	none		M14x1,25x30	15, 16, 47, 48, V8
	VA	8,5x20	24	245/40 R20	none		M14x1,25x30	15, 16, 47, 48
	HA	10,0x20	38	285/35 R20	none		M14x1,25x30	15, 16, 47, 48, V8

## 21 Zoll / 21 Inch

Design	Achse <i>Axle</i>	Größe <i>Size</i>	ET <i>Offset</i>	Reifengröße <i>Tyre size</i>	Distanzscheibenstärke <i>Spacer thickness</i>	Distanzscheiben [siehe unten] <i>Spacer [see below]</i>	Radschrauben <i>Bolts</i>	Auflagen <i>Remarks</i>
Fascinate	VA	9,0x21	41	245/40 R21	11, 15, 20mm	11 <sup>6</sup> , 15 <sup>6</sup> , 20 <sup>6</sup>	M14x1,25x40,-45,-50 [Tuner Bolts]*	15, 16, 47, 48, xa1200
	HA	10,5x21	44	275/35 R21	none		M14x1,25x30 [Tuner Bolts]*	15, 16, 47, 48, V8
	VA	9,0x21	41	245/40 R21	11, 15, 20mm	11 <sup>6</sup> , 15 <sup>6</sup> , 20 <sup>6</sup>	M14x1,25x40,-45,-50 [Tuner Bolts]*	15, 16, 47, 48, xa1200
	HA	10,5x21	44	285/35 R21	none		M14x1,25x30 [Tuner Bolts]*	15, 16, 47, 48, V8
	VA	9,0x21	41	255/35 R21	11, 15, 20mm	11 <sup>6</sup> , 15 <sup>6</sup> , 20 <sup>6</sup>	M14x1,25x40,-45,-50 [Tuner Bolts]*	15, 16, 47, 48, xa1200
	HA	10,5x21	44	295/30 R21	11mm	11 <sup>6</sup>	M14x1,25x40 [Tuner Bolts]*	K4b, 15, 16, 47, 48, V8
	VA	9,0x21	30	245/40 R21	0, 11mm	0, 11 <sup>6</sup>	M14x1,25x30,-40 [Tuner Bolts]*	15, 16, 47, 48
	HA	9,0x21	30	245/40 R21	0, 11mm	0, 11 <sup>6</sup>	M14x1,25x30,-40 [Tuner Bolts]*	Li100, 15, 16, 47, 48, V8
	VA	9,0x21	30	245/35 R21	0, 11mm	0, 11 <sup>6</sup>	M14x1,25x30,-40 [Tuner Bolts]*	15, 16, 47, 48
	HA	9,0x21	30	245/35 R21	0, 11mm	0, 11 <sup>6</sup>	M14x1,25x30,-40 [Tuner Bolts]*	15, 16, 47, 48, xa1420, V8
	VA	9,0x21	30	255/35 R21	0, 11mm	0, 11 <sup>6</sup>	M14x1,25x30,-40 [Tuner Bolts]*	15, 16, 47, 48
	HA	9,0x21	30	255/35 R21	0, 11mm	0, 11 <sup>6</sup>	M14x1,25x30,-40 [Tuner Bolts]*	15, 16, 47, 48, V8
	VA	9,0x21	30	265/35 R21	11mm	11 <sup>6</sup>	M14x1,25x40 [Tuner Bolts]*	15, 16, 47, 48
	HA	9,0x21	30	265/35 R21	11mm	11 <sup>6</sup>	M14x1,25x30,-40 [Tuner Bolts]*	K4b, 15, 16, 47, 48, V8
	VA	9,0x21	30	275/35 R21	11mm	11 <sup>6</sup>	M14x1,25x40 [Tuner Bolts]*	15, 16, 47, 48
	HA	9,0x21	30	275/35 R21	11mm	11 <sup>6</sup>	M14x1,25x40 [Tuner Bolts]*	K4b, 15, 16, 47, 48, V8
	VA	9,0x21	30	245/40 R21	0, 11mm	0, 11 <sup>6</sup>	M14x1,25x30,-40 [Tuner Bolts]*	15, 16, 47, 48
	HA	10,5x21	44	275/35 R21	none		M14x1,25x30 [Tuner Bolts]*	15, 16, 47, 48, V8
	VA	9,0x21	30	245/40 R21	0, 11mm	0, 11 <sup>6</sup>	M14x1,25x30,-40 [Tuner Bolts]*	15, 16, 47, 48
	HA	10,5x21	44	285/35 R21	none		M14x1,25x30 [Tuner Bolts]*	15, 16, 47, 48, V8
	VA	9,0x21	30	255/35 R21	0, 11mm	0, 11 <sup>6</sup>	M14x1,25x30,-40 [Tuner Bolts]*	15, 16, 47, 48
	HA	10,5x21	44	295/30 R21	11mm	11 <sup>6</sup>	M14x1,25x40 [Tuner Bolts]*	K4b, 15, 16, 47, 48, V8

**21 Zoll / 21 Inch**

Design	Achse <i>Axle</i>	Größe <i>Size</i>	ET <i>Offset</i>	Reifengröße <i>Tyre size</i>	Distanzscheibenstärke <i>Spacer thickness</i>	Distanzscheiben [siehe unten] <i>Spacer [see below]</i>	Radschrauben <i>Bolts</i>	Auflagen <i>Remarks</i>
Race LS 2	VA	9,0x21	41	245/40 R21	11, 15, 20mm	11 <sup>e</sup> , 15 <sup>e</sup> , 20 <sup>e</sup>	M14x1,25x40,-45,-50	15, 16, 47, 48
	HA	10,5x21	44	275/35 R21	none		M14x1,25x30	Li103, 15, 16, 47, 48
	VA	9,0x21	41	245/40 R21	11, 15, 20mm	11 <sup>e</sup> , 15 <sup>e</sup> , 20 <sup>e</sup>	M14x1,25x40,-45,-50	15, 16, 47, 48
	HA	10,5x21	44	285/35 R21	none		M14x1,25x30	15, 16, 47, 48
	VA	9,0x21	41	255/35 R21	11, 15, 20mm	11 <sup>e</sup> , 15 <sup>e</sup> , 20 <sup>e</sup>	M14x1,25x40,-45,-50	15, 16, 47, 48
	HA	10,5x21	44	295/30 R21	11mm	11 <sup>e</sup>	M14x1,25x40	K4b, Li102, 15, 16, 47, 48
	VA	9,0x21	30	245/40 R21	0, 11mm	0, 11 <sup>e</sup>	M14x1,25x30,-40	15, 16, 47, 48
	HA	9,0x21	30	245/40 R21	0, 11mm	0, 11 <sup>e</sup>	M14x1,25x30,-40	Li100, 15, 16, 47, 48, V8
	VA	9,0x21	30	245/35 R21	0, 11mm	0, 11 <sup>e</sup>	M14x1,25x30,-40	15, 16, 47, 48
	HA	9,0x21	30	245/35 R21	0, 11mm	0, 11 <sup>e</sup>	M14x1,25x30,-40	15, 16, 47, 48, xa1420, V8
	VA	9,0x21	30	255/35 R21	0, 11mm	0, 11 <sup>e</sup>	M14x1,25x30,-40	15, 16, 47, 48
	HA	9,0x21	30	255/35 R21	0, 11mm	0, 11 <sup>e</sup>	M14x1,25x30,-40	15, 16, 47, 48, V8
	VA	9,0x21	30	265/35 R21	11mm	11 <sup>e</sup>	M14x1,25x40	15, 16, 47, 48
	HA	9,0x21	30	265/35 R21	11mm	11 <sup>e</sup>	M14x1,25x40	K4b, 15, 16, 47, 48, V8
	VA	9,0x21	30	275/35 R21	11mm	11 <sup>e</sup>	M14x1,25x40	15, 16, 47, 48
	HA	9,0x21	30	275/35 R21	11mm	11 <sup>e</sup>	M14x1,25x40	K4b, 15, 16, 47, 48, V8
	VA	9,0x21	30	245/40 R21	0, 11mm	0, 11 <sup>e</sup>	M14x1,25x30,-40	15, 16, 47, 48
	HA	10,5x21	44	275/35 R21	none		M14x1,25x30	Li103, 15, 16, 47, 48
	VA	9,0x21	30	245/40 R21	0, 11mm	0, 11 <sup>e</sup>	M14x1,25x30,-40	15, 16, 47, 48
	HA	10,5x21	44	285/35 R21	none		M14x1,25x30	15, 16, 47, 48
VA	9,0x21	30	255/35 R21	0, 11mm	0, 11 <sup>e</sup>	M14x1,25x30,-40	15, 16, 47, 48	
HA	10,5x21	44	295/30 R21	11mm	11 <sup>e</sup>	M14x1,25x40	K4b, Li102, 15, 16, 47, 48	

## 21 Zoll / 21 Inch




Design	Achse <i>Axle</i>	Größe <i>Size</i>	ET <i>Offset</i>	Reifengröße <i>Tyre size</i>	Distanzscheibenstärke <i>Spacer thickness</i>	Distanzscheiben [siehe unten] <i>Spacer [see below]</i>	Radschrauben <i>Bolts</i>	Auflagen <i>Remarks</i>
Race GTS	VA	9,0x21	30	245/40 R21	0, 11mm	0, 11 <sup>e</sup>	M14x1,25x30,-40	15, 16, 47, 48
	HA	9,0x21	30	245/40 R21	0, 11mm	0, 11 <sup>e</sup>	M14x1,25x30,-40	Li100, 15, 16, 47, 48
	VA	9,0x21	30	245/35 R21	0, 11mm	0, 11 <sup>e</sup>	M14x1,25x30,-40	15, 16, 47, 48
	HA	9,0x21	30	245/35 R21	0, 11mm	0, 11 <sup>e</sup>	M14x1,25x30,-40	15, 16, 47, 48, xa1420
	VA	9,0x21	30	255/35 R21	0, 11mm	0, 11 <sup>e</sup>	M14x1,25x30,-40	15, 16, 47, 48
	HA	9,0x21	30	255/35 R21	0, 11mm	0, 11 <sup>e</sup>	M14x1,25x30,-40	15, 16, 47, 48
	VA	9,0x21	30	265/35 R21	11mm	11 <sup>e</sup>	M14x1,25x40	15, 16, 47, 48
	HA	9,0x21	30	265/35 R21	11mm	11 <sup>e</sup>	M14x1,25x30,-40	K4b, 15, 16, 47, 48
	VA	9,0x21	30	275/35 R21	11mm	11 <sup>e</sup>	M14x1,25x40	15, 16, 47, 48
	HA	9,0x21	30	275/35 R21	11mm	11 <sup>e</sup>	M14x1,25x40	K4b, 15, 16, 47, 48
	VA	9,0x21	30	245/40 R21	0, 11mm	0, 11 <sup>e</sup>	M14x1,25x30,-40	15, 16, 47, 48
	HA	10,0x21	38	275/35 R21	none		M14x1,25x30	15, 16, 47, 48
	VA	9,0x21	30	245/40 R21	0, 11mm	0, 11 <sup>e</sup>	M14x1,25x30,-40	15, 16, 47, 48
	HA	10,0x21	38	285/35 R21	none		M14x1,25x30	15, 16, 47, 48
	VA	9,0x21	30	255/35 R21	0, 11mm	0, 11 <sup>e</sup>	M14x1,25x30,-40	15, 16, 47, 48
HA	10,0x21	38	295/30 R21	11mm	11 <sup>e</sup>	M14x1,25x40	K4b, 15, 16, 47, 48	

## 22 Zoll / 22 Inch

Design	Achse <i>Axle</i>	Größe <i>Size</i>	ET <i>Offset</i>	Reifengröße <i>Tyre size</i>	Distanzscheibenstärke <i>Spacer thickness</i>	Distanzscheiben [siehe unten] <i>Spacer [see below]</i>	Radschrauben <i>Bolts</i>	Auflagen <i>Remarks</i>
Fascinate	VA	9,0x22	30	245/35 R22	0, 11mm	0, 11 <sup>e</sup>	M14x1,25x30,-40 [Tuner Bolts]*	15, 16, 47, 48
	HA	9,0x22	30	245/35 R22	0, 11mm	0, 11 <sup>e</sup>	M14x1,25x30,-40 [Tuner Bolts]*	15, 16, 47, 48, xa1460, V8
	VA	9,0x22	30	255/30 R22	0, 11mm	0, 11 <sup>e</sup>	M14x1,25x30,-40 [Tuner Bolts]*	15, 16, 47, 48
	HA	9,0x22	30	255/30 R22	0, 11mm	0, 11 <sup>e</sup>	M14x1,25x30,-40 [Tuner Bolts]*	15, 16, 47, 48, xa1380, V8
	VA	9,0x22	30	265/30 R22	11mm	11 <sup>e</sup>	M14x1,25x40 [Tuner Bolts]*	15, 16, 47, 48
	HA	9,0x22	30	265/30 R22	11mm	11 <sup>e</sup>	M14x1,25x40 [Tuner Bolts]*	Li97, K4b, 15, 16, 47, 48, xa1460, V8
	VA	9,0x22	30	245/35 R22	0, 11mm	0, 11 <sup>e</sup>	M14x1,25x30,-40 [Tuner Bolts]*	15, 16, 47, 48
	HA	10,0x22	35	285/30 R22	none		M14x1,25x30 [Tuner Bolts]*	K4b, 15, 16, 47, 48, V8
	VA	9,0x22	30	245/30 R22	0, 11mm	0, 11 <sup>e</sup>	M14x1,25x30,-40 [Tuner Bolts]*	15, 16, 47, 48
	HA	10,0x22	35	295/25 R22	none		M14x1,25x30 [Tuner Bolts]*	K4b, 15, 16, 47, 48, xa1460, V8
	VA	9,0x22	30	255/30 R22	0, 11mm	0, 11 <sup>e</sup>	M14x1,25x30,-40 [Tuner Bolts]*	15, 16, 47, 48
	HA	10,0x22	35	295/25 R22	none		M14x1,25x30 [Tuner Bolts]*	K4b, 15, 16, 47, 48, xa1460, V8

## 22 Zoll / 22 Inch

Design	Achse <i>Axle</i>	Größe <i>Size</i>	ET <i>Offset</i>	Reifengröße <i>Tyre size</i>	Distanzscheibenstärke <i>Spacer thickness</i>	Distanzscheiben [siehe unten] <i>Spacer [see below]</i>	Radschrauben <i>Bolts</i>	Auflagen <i>Remarks</i>
Race LS 2	VA	9,0x22	30	245/35 R22	0, 11mm	0, 11 <sup>e</sup>	M14x1,25x30,-40	15, 16, 47, 48
	HA	9,0x22	30	245/35 R22	0, 11mm	0, 11 <sup>e</sup>	M14x1,25x30,-40	15, 16, 47, 48, xa1460, V8
	VA	9,0x22	30	255/30 R22	0, 11mm	0, 11 <sup>e</sup>	M14x1,25x30,-40	15, 16, 47, 48
	HA	9,0x22	30	255/30 R22	0, 11mm	0, 11 <sup>e</sup>	M14x1,25x30,-40	15, 16, 47, 48, xa1380, V8
	VA	9,0x22	30	265/30 R22	11mm	11 <sup>e</sup>	M14x1,25x40	15, 16, 47, 48
	HA	9,0x22	30	265/30 R22	11mm	11 <sup>e</sup>	M14x1,25x40	Li97, K4b, 15, 16, 47, 48, xa1460, V8
	VA	9,0x22	30	245/35 R22	0, 11mm	0, 11 <sup>e</sup>	M14x1,25x30,-40	15, 16, 47, 48
	HA	10,0x22	35	285/30 R22	none		M14x1,25x30	K4b, 15, 16, 47, 48
	VA	9,0x22	30	245/30 R22	0, 11mm	0, 11 <sup>e</sup>	M14x1,25x30,-40	15, 16, 47, 48
	HA	10,0x22	35	295/25 R22	none		M14x1,25x30	K4b, 15, 16, 47, 48, xa1460
	VA	9,0x22	30	255/30 R22	0, 11mm	0, 11 <sup>e</sup>	M14x1,25x30,-40	15, 16, 47, 48
	HA	10,0x22	35	295/25 R22	none		M14x1,25x30	K4b, 15, 16, 47, 48, xa1460
Topas	VA	9,0x22	25	245/35 R22	none		M14x1,25x30 [Tuner Bolts]*	15, 16, 47, 48
	HA	9,0x22	25	245/35 R22	none		M14x1,25x30 [Tuner Bolts]*	15, 16, 47, 48, xa1460, V8
	VA	9,0x22	25	255/30 R22	none		M14x1,25x30 [Tuner Bolts]*	15, 16, 47, 48
	HA	9,0x22	25	255/30 R22	none		M14x1,25x30 [Tuner Bolts]*	15, 16, 47, 48, xa1380, V8
	VA	9,0x22	25	265/30 R22	none		M14x1,25x30 [Tuner Bolts]*	15, 16, 47, 48
	HA	9,0x22	25	265/30 R22	none		M14x1,25x30 [Tuner Bolts]*	Li97, 15, 16, 47, 48, xa1460, V8
	VA	9,0x22	25	265/30 R22	none		M14x1,25x30 [Tuner Bolts]*	15, 16, 47, 48
	HA	10,0x22	30	265/30 R22	none		M14x1,25x30 [Tuner Bolts]*	Li97, 15, 16, 47, 48, xa1460, V8
	VA	9,0x22	25	245/35 R22	none		M14x1,25x30 [Tuner Bolts]*	15, 16, 47, 48
	HA	10,0x22	30	285/30 R22	none		M14x1,25x30 [Tuner Bolts]*	K4b, 15, 16, 47, 48, V8
	VA	9,0x22	25	245/30 R22	none		M14x1,25x30 [Tuner Bolts]*	15, 16, 47, 48
	HA	10,0x22	30	295/25 R22	none		M14x1,25x30 [Tuner Bolts]*	K4b, 15, 16, 47, 48, xa1460, V8
VA	9,0x22	25	255/30 R22	none		M14x1,25x30 [Tuner Bolts]*	15, 16, 47, 48	
HA	10,0x22	30	295/25 R22	none		M14x1,25x30 [Tuner Bolts]*	K4b, 15, 16, 47, 48, xa1460, V8	

Legende / legend			
15	Nur in Kombination mit Reifendruckkontrollsystem ab Bj. 03.2016 - 03.2018 <i>Only in combination with tire pressure sensors from Bj. 03.2016</i>	Original Nummer: BMW - 36 10 6 876 957 <i>OE part number: BMW - 36 10 6 876 957</i>	Zubehör Nummer: Schrader - 3057 / HUF - RDE077V21 <i>Aftermarket number: Schrader - 3057 / HUF - RDE077V21</i>
16	Nur in Kombination mit Reifendruckkontrollsystem ab Bj. 03.2018 <i>Only in combination with tire pressure sensors from Bj. 03.2018</i>	Original Nummer: BMW - 36 10 6 887 147 <i>OE part number: BMW - 36 10 6 887 147</i>	Zubehör Nummer: Schrader - 3057 / HUF - RDE077V21 <i>Aftermarket number: Schrader - 3057 / HUF - RDE077V21</i>
*	Bitte beachten Sie, dass für die Montage spezielle Schrauben mit schmalen Schraubenkopf benötigt werden. <i>Please note that special screws with a narrow screw head are required for mounting.</i>		
K4a	An Achse 1 ist eine ausreichende Radabdeckung und Freigang herzustellen. Siehe TÜV Teilegutachten. <i>On axis 1 a sufficient fender clearance needs to be ensured. See TÜV certificate.</i>		
K4b	An Achse 2 ist eine ausreichende Radabdeckung und Freigang herzustellen. Siehe TÜV Teilegutachten. <i>On axis 2 a sufficient fender clearance needs to be ensured. See TÜV certificate.</i>		
V8	Nicht für Fahrzeuge mit Anhängerkupplung <i>Not for vehicles with trailer hitch</i>		
V8²	Achslast bei Fahrzeugen mit Anhängerkupplung muss geprüft werden <i>Axle load for vehicles with trailer hitch must be checked</i>		
xa???	bis maximal ??? Kg Achslast zulässig. <i>up to ???Kg axleload allowed.</i>		
47	Genauere Auflagen sind den jeweiligen TÜV Teilegutachten zu entnehmen. <i>Detailed requirements are given in the relevant TÜV certificate.</i>		
48	Bei der Verwendung dieser Rad/Reifenkombination ist beim Fall einer Reifenpanne ein Ersatzrad oder Reifenpannen-Set mitzuführen. <i>User instruction: When using this wheel/tire combination it is necessary to provide a spare wheel or a set for tire breakdown for emergency.</i>		
BD8	11mm Distanzscheibe bei Bremsscheibendurchmesser 348mm <i>11mm spacer for brake disc diameter 348mm</i>		
Li97	Mindestens einen Lastindex von 97 verwenden. Bei geringerem Lastindex können Motor/Ausstattungsvarianten entfallen <i>Use a minimum Loadindex of 97. With a lower load index, motor/equipment variants can be omitted</i>		
Li99	Mindestens einen Lastindex von 99 verwenden. Bei geringerem Lastindex können Motor/Ausstattungsvarianten entfallen <i>Use a minimum Loadindex of 99. If the load index is lower, motor/equipment variants may be not applicable</i>		
Li100	Mindestens einen Lastindex von 100 verwenden. Bei geringerem Lastindex können Motor/Ausstattungsvarianten entfallen <i>Use a minimum Loadindex of 100. If the load index is lower, motor/equipment variants may be not applicable</i>		
Li101	Mindestens einen Lastindex von 101 verwenden. Bei geringerem Lastindex können Motor/Ausstattungsvarianten entfallen <i>Use a minimum Loadindex of 101. If the load index is lower, motor/equipment variants may be not applicable</i>		
Li102	Mindestens einen Lastindex von 102 verwenden. Bei geringerem Lastindex können Motor/Ausstattungsvarianten entfallen <i>Use a minimum Loadindex of 102. If the load index is lower, motor/equipment variants may be not applicable</i>		
Li103	Mindestens einen Lastindex von 103 verwenden. Bei geringerem Lastindex können Motor/Ausstattungsvarianten entfallen <i>Use a minimum Loadindex of 103. If the load index is lower, motor/equipment variants may be not applicable</i>		
Artikelnummer Distanzscheibe / spacer part number			
0	None		
11 <sup>6</sup>	751126651106		
15 <sup>6</sup>	751126651506		
20 <sup>6</sup>	751126652006		
Farblegende / color legend			
	problemlos <i>unproblematically</i>		
	laut STVZO problemlos, EU grenzwertig <i>by STVZO unproblematically, EU is uncertain</i>		
	evtl mit Karosseriearbeit verbunden <i>related with possible bodywork</i>		